

## Aplicación y Propiedades

Tubo fabricado en continuo de gran ligereza y muy flexible. Diseñado para la conducción de agua, en una amplia gama de aplicaciones agrícolas e industriales.

### Composición

**Tubo interior:** Caucho EDPM negro liso.

**Refuerzo textil:** Hilo sintético de alta tenacidad.

**Cubierta exterior:** Caucho EDPM negro resistente a la abrasión e intemperie. Superficie estriada.

**Gama de temperatura:** De -25° a 100° C.

## Application and Properties

Long length moulded light and flexible hose specially designed for water transfer in a wide range of agricultural and industrial services.






### Construction

**Tube:** Black EDPM.

**Reinforcement:** High tensile strength synthetic textile yarn.

**Cover:** Abrasion and weather resistant black EDPM. Fluted finish.

**Temperature range:** From -25° to 100° C.

|  |       |  |        |  |     |  |     |  |
|---|-------|---|--------|---|-----|---|-----|---|
| Diámetro Interior<br>Internal Diameter  |       | Diámetro Exterior<br>External Diameter  |        | Presión de Trabajo<br>Working Pressure  |     | Presión de Rotura<br>Bursting Pressure  |     | Peso<br>Weight  |
| mm  | "     | mm  | "      | bar   | psi | bar   | psi | kg/m  |
| <b>KLEFI-6</b>  |       |   |        |   |     |   |     |   |
| 8   | 5/16  | 13  | 1/2    | 6   | 90  | 18  | 270 | 0,13  |
| 10  | 3/8   | 16  | 5/8    | 6   | 90  | 18  | 270 | 0,15  |
| 12  | 1/2   | 18  | 11/16  | 6   | 90  | 18  | 270 | 0,17  |
| 15  | 5/8   | 21  | 13/16  | 6   | 90  | 18  | 270 | 0,26  |
| 19  | 3/4   | 26  | 1 1/16 | 6   | 90  | 18  | 270 | 0,36  |
| 25  | 1     | 33  | 1 1/15 | 6   | 90  | 18  | 270 | 0,57  |
| <b>KLEFI-10</b>   |       |   |        |   |     |   |     |   |
| 6   | 1/4   | 12  | 1/2    | 10  | 150 | 30  | 450 | 0,13  |
| 8   | 5/16  | 14  | 5/2    | 10  | 150 | 30  | 450 | 0,16  |
| 10  | 3/8   | 17  | 11/16  | 10  | 150 | 30  | 450 | 0,23  |
| 12  | 1/2   | 19  | 3/4    | 10  | 150 | 30  | 450 | 0,26  |
| 15  | 5/8   | 23  | 15/16  | 10  | 150 | 30  | 450 | 0,36  |
| 19  | 3/4   | 27  | 1 1/8  | 10  | 150 | 30  | 450 | 0,42  |
| 25  | 1     | 34  | 1 3/8  | 10  | 150 | 30  | 450 | 0,66  |
| 30  | 1 3/6 | 42  | 1 9/6  | 10  | 150 | 30  | 450 | 1,05  |